

Champion Wrestling Stats

Matside Entry

Matside Entry is companion software to *Champion Wrestling Stats* desktop version. *Matside Entry* is a means for entering stats on mobile devices such as an iPad, iPhone, Android, Smartphones, Tablet, or other Internet capable mobile device.

All users of *Matside Entry* must be a licensed user of the desktop software *Champion Wrestling Stats*.

To verify or purchase your license for *Champion Wrestling Stats* desktop or *Matside Entry*, contact:

Preferred Educational Software

221 Rivers Edge Drive
Cherry Valley IL 61016

Toll Free: (888) 959-2016

Fax: (815) 332-1639

www.pes-sports.com

info@pes-sports.com

Licensing

You have two options for licensing *Matside Entry*.

Annual subscription

This type of subscription will permit multiple users in your school building to log in and use *Matside Entry* for a period of one year from your subscription purchase date.

Lifetime subscription

This type of subscription will permit multiple users in your school building to log in and use *Matside Entry* with no expiration date.

Hardware requirements

Matside Entry will work on any Internet capable device. It is specifically designed for use on mobile devices such as an iPad, iPhone, Android or other smartphones. The software does not reside on the mobile device. The user will go through their browser to access our **Mobile Web Server** at www.mobilecws.com.

The following desktop browsers have been tested with *Matside Entry*.

<u>Browser</u>	<u>Version</u>
Mozilla Firefox	16.0.2 or later
Internet Explorer	9.0.8 or later
Google Chrome	23.0.1
Safari	5.1.7

Quick Start Instructions for *Matside Entry*

Brief overview of the steps involved using *Champion Wrestling Stats – Matside Entry*


1. **Download** the latest version for *Champion Wrestling Stats* desktop.
The latest version should be **5.6.1** or later and can be obtained at www.pes-sports.com - **Downloads and Updates**.
2. **Register** as a user at www.mobilecws.com.
This procedure involves entering account information. **Login Credentials** will be emailed after license verification and account validation is done by **Preferred Educational Software**.
3. **Prepare Files on Desktop PC** to be uploaded to **Mobile Web Server**.
These files include information regarding your school (Wrestler Profiles, Opposing Schools, School Name, and Season).
4. **Upload Files from Desktop PC** to **Mobile Web Server**.
This procedure uploads school information files school (Profiles, Schools, Settings) from the **Desktop PC** to the **Mobile Web Server**.
5. **Login** at www.mobilecws.com on mobile device(s) and enter matches (stats) for your school at a dual meet or tournament.
6. **Download Matches from Mobile Web Server to Desktop PC**.
This procedure downloads a file containing all entered matches to your **Desktop PC**.
7. **Import Downloaded Matches to Desktop PC**.
This procedure imports the matches so that they can be reviewed and checked for accuracy.
8. **Review** matches (stats) before completing import.
This procedure allows you to **Preview** on screen or **Print** a report showing downloaded matches and check for accuracy.
9. **Finish Import** into *Champion Wrestling Stats*. (**Current Season**).
This procedure actually imports the matches into your **Current Season** after you have determined that they are accurate.
10. **Clear All Matches** on **Mobile Web Server**.
This procedure will clear or delete all current matches (stats) on the **Mobile Web Server** making it ready for the next session of match entry at a dual meet or tournament.
11. **BackUp Current Season** for *Champion Wrestling Stats* desktop.
This procedure will backup current season statistics once you have determined that all stats on your desktop computer are accurate.

Updating Desktop Version

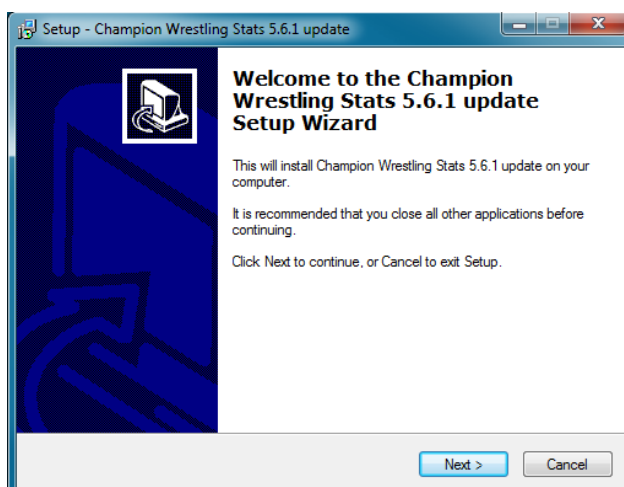
In order to transfer files between the desktop software *Champion Wrestling Stats* and *Matside Entry* on our **Mobile Web Server**, *Champion Wrestling Stats* must be updated to the latest version, version **5.61** or later. Updating *Champion Wrestling Stats* can be accomplished by going to our website at www.pes-sports.com and tapping on *Downloads and Updates*.

Scroll down to *Champion Wrestling Stats* and click on the update file named **cwsXXXupdate.exe**.

Depending on the version of your browser, you will be asked to **RUN** or **SAVE** the file.



Click **RUN** and follow the dialogs to download and update your software.



If you only have a **SAVE** option, make sure you note the location where the update is saved (usually in your **Downloads** folder). After downloading, navigate to that location and **RUN** the download.

Note: Make sure *Champion Wrestling Stats* is **NOT** open and running when you attempt to update the software.

After updating, click **Help** and **About** and the version should indicate **5.6.1** or later.

Champion Wrestling Stats – Matside Entry manual

An updated manual can be found at <http://www.pes-sports.com/CWSMobileManual.pdf>

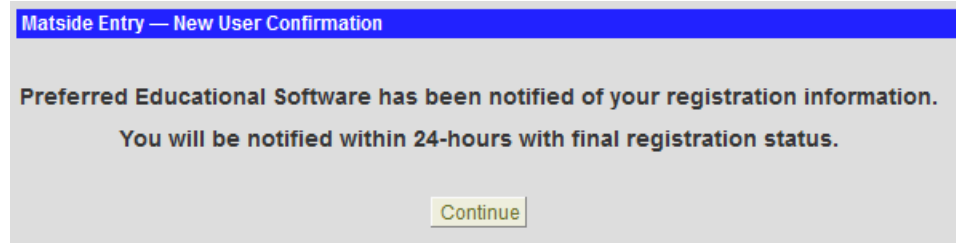
Champion Wrestling Stats – Matside Entry F.A.Q.

Frequently Asked Questions regarding *Matside Entry* can be found at <http://www.pes-sports.com/CWSMobileFAQ.pdf>

Registration

To register as a user for *Matside Entry*, use your desktop browser or mobile browser and go to www.mobilecws.com. Tap on **Register** and fill in the appropriation information

After completing your registration, you will be presented with the following dialog indicating that you have registered with *Champion Wrestling Stats* and will be notified within **24 hours** with your **Login Credentials**.



Once confirmed, **Preferred Educational Software** will then verify you as a licensed user, validate your registration, and send back appropriate **Login Credentials**. At this time you will be permitted to login in as a registered user of *Matside Entry*.

Email with Login Credentials

Your registration with Champion Wrestling Stats is complete
You may now login to <http://mobilecws.com>
Login ID: PESCoach@wrestling.com
Admin Password: coach123
Stat Taker's Password: stat123
Membership Status: Lifetime

Please keep for your records

Creating a Home Screen Bookmark

The *Matside Entry* URL www.mobilecws.com is a website that you will visit often and you may want to make it easily accessible on your iPad or iPhone **Home Screen**. Adding **Home Screen** icon will vary with different mobile devices.

1. Use **Safari** to navigate to www.mobilecws.com.
2. Tap the boxed arrow button at the top/bottom of the screen.
3. Choose add to **Home Screen**.



The icon for **Matside Entry** will look like the following



You can now easily access *Matside Entry* for *Champion Wrestling Stats* by tapping this icon from your **Home Screen**.